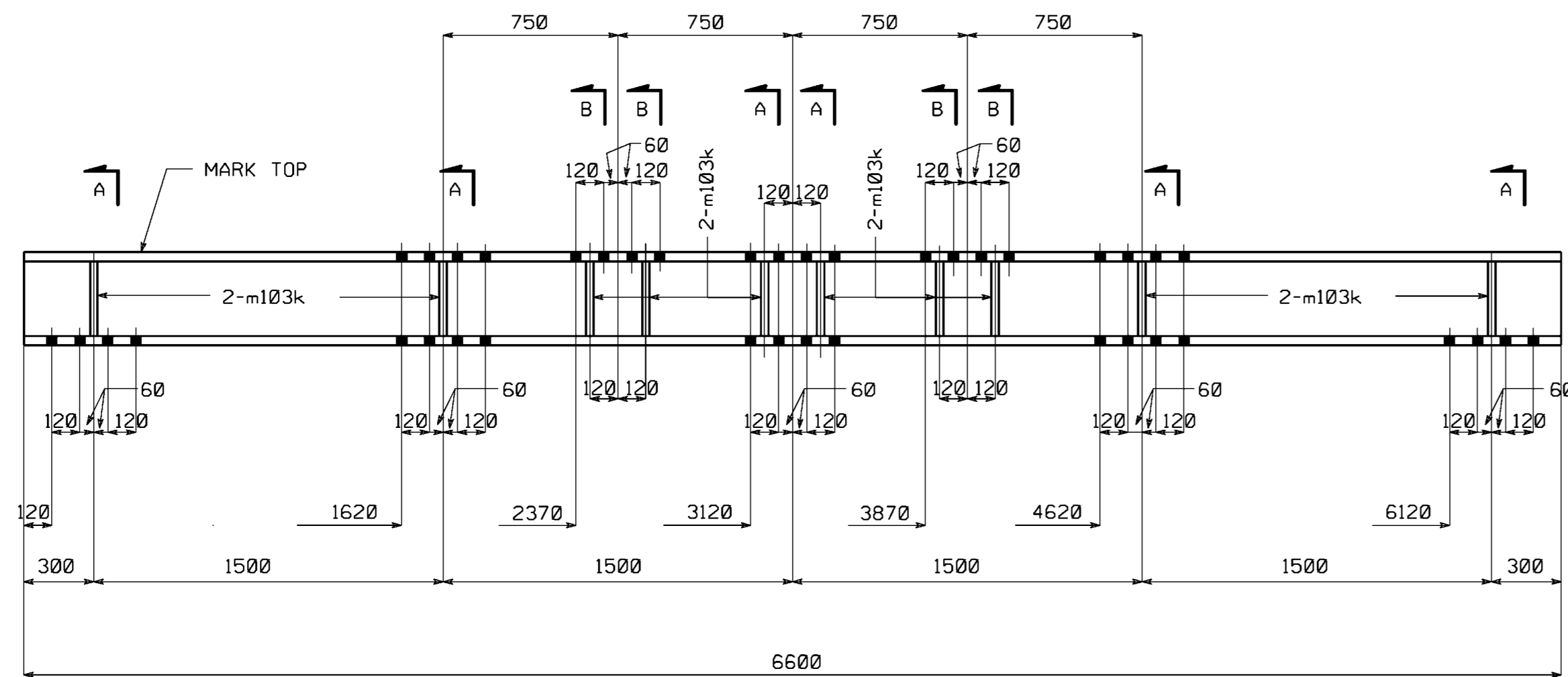


METRIC

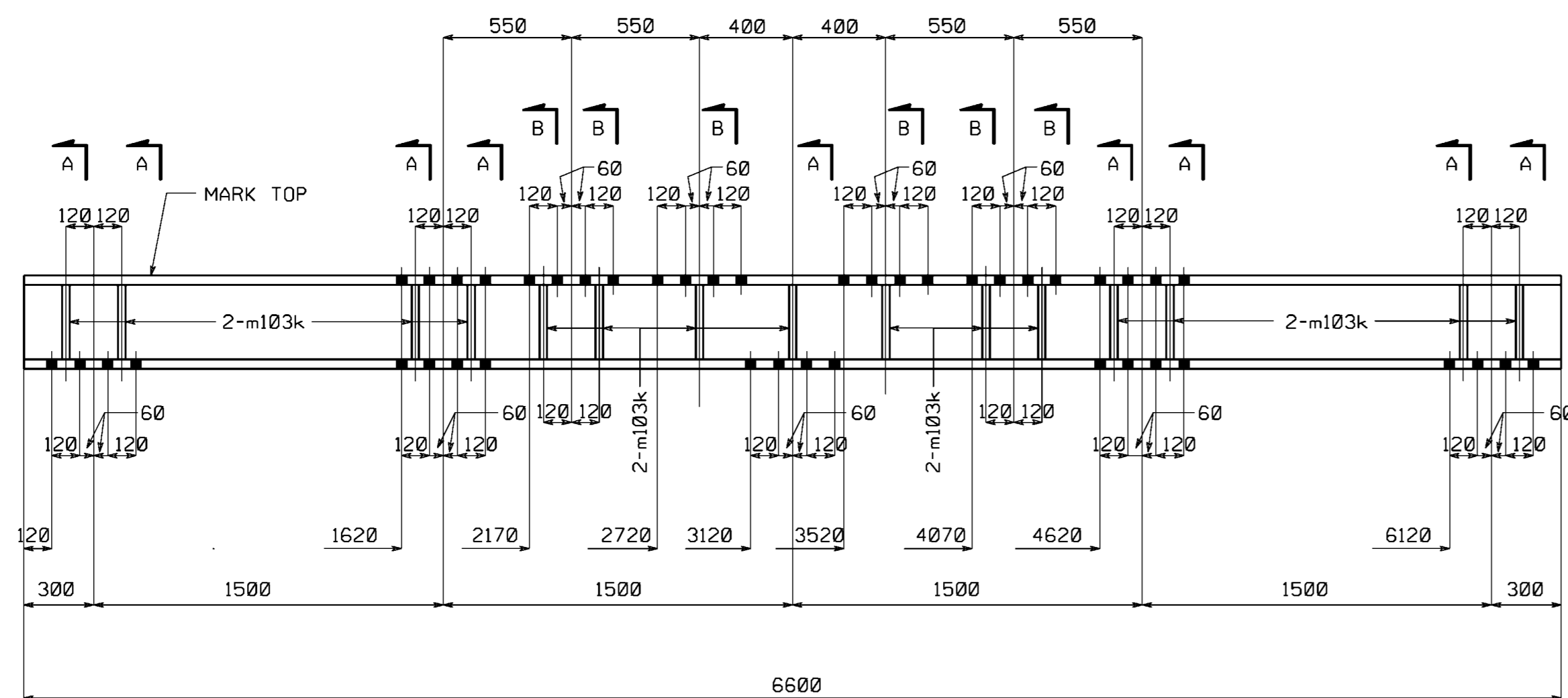
METRIC

1. ALL DIMENSIONS ARE IN MILLIMETERS UNLESS OTHERWISE NOTED.
2. ALL WEIGHTS ARE IN KILOGRAMS.

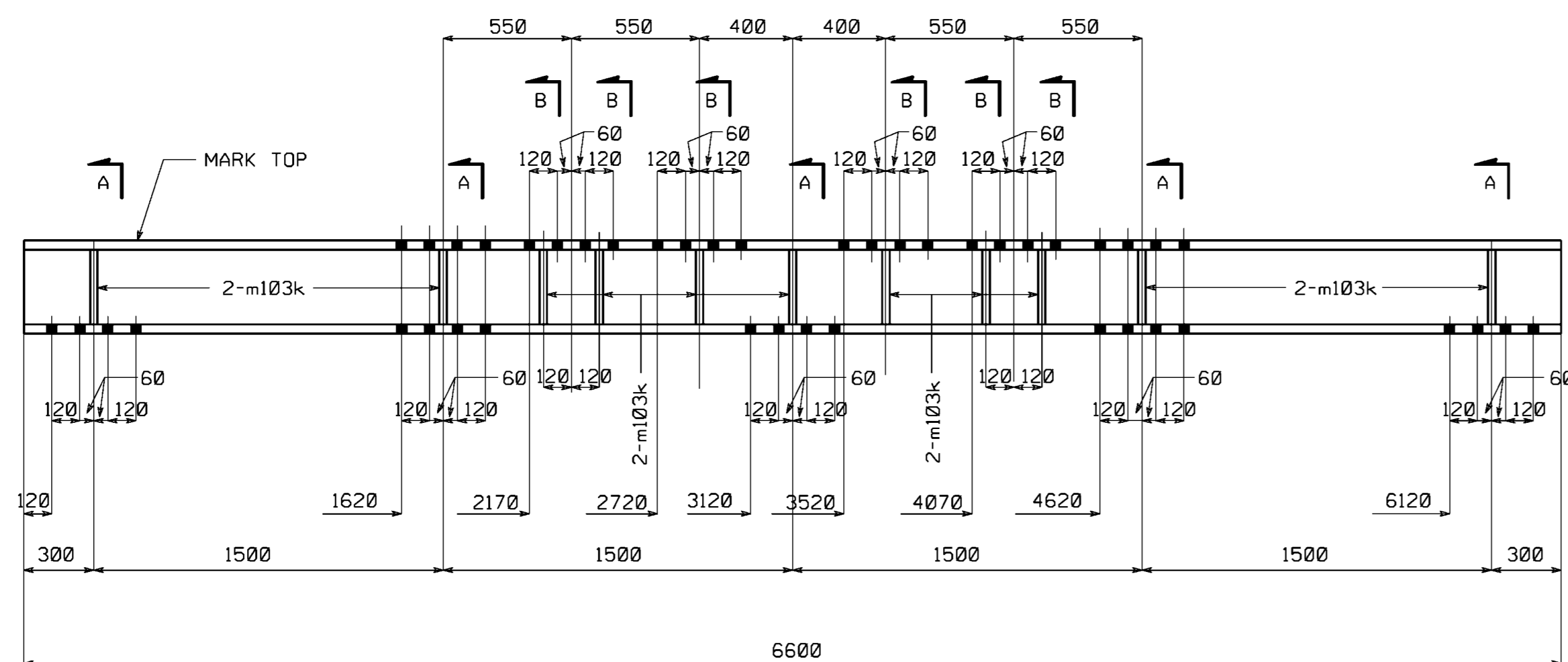
FED. ROAD DIV. NO.	STATE	FED. AID PROJ. NO.
3	PA	



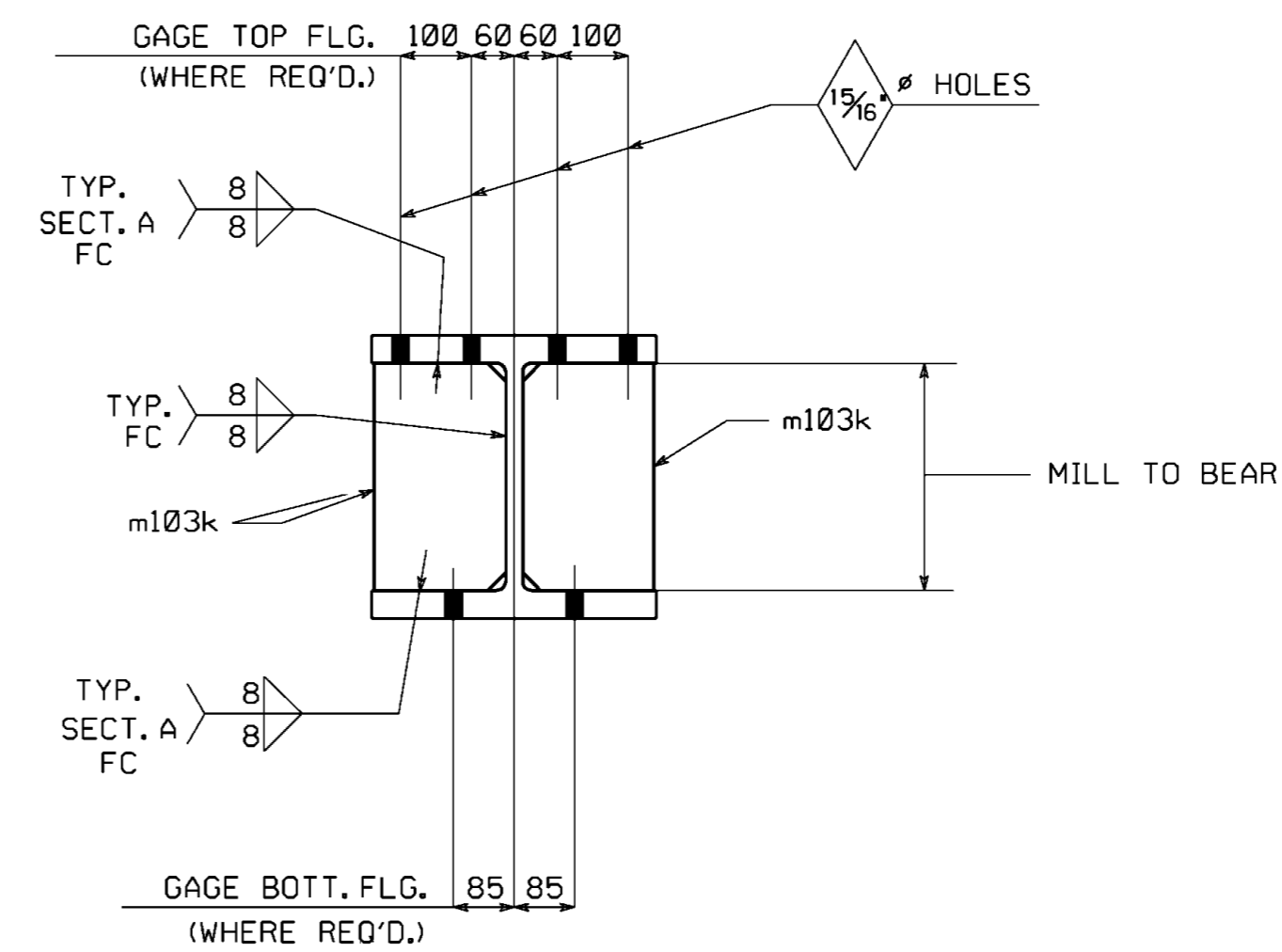
CAP BEAM MK. FCB1



CAP BEAM MK. FCB2



CAP BEAM MK. FCB3



SECTS. A & B

BILL OF MATERIAL

NO.	MARK	DESCRIPTION	LENGTH	REMARKS	ITEM	SHIP. WEIGHT EST.
12	FCB1	W360 x 314	6600	FCM (W14 x 211)		2260kg
240	m103k	20X185	320	FCM		
4	FCB2	W360 x 314	6600	FCM (W14 x 211)		2351kg
120	m103k	20X185	320	FCM		
2	FCB3	W360 x 314	6600	FCM (W14 x 211)		2277kg
44	m103k	20X185	320	FCM		

ADDED : FC INDICATES FRACTURE CRITICAL	RS	1/24/05
~ APPROVAL CHANGE	BY	DATE

HIGH STEEL STRUCTURES, INC.
 1770 Hempstead Road
 Lancaster, PA 17605-0008
 Phone 717/299-5211
 A Division of High Industries, Inc.

BENTS - CAP BEAMS
 N.S. RAILWAY TEMP. TRESTLE BRIDGE OVER S.R. 0309
 N.S. RAILWAY TEMP. TRESTLE BRIDGE STA. 8 + 671.276
 MONTGOMERY COUNTY, PA
 COMMONWEALTH OF PENNSYLVANIA
 DEPARTMENT OF TRANSPORTATION

STATE CONTRACT OR REF. NO. S-25417 ECMS NO. 64275
 CONTRACTOR NYLEVE BRIDGE CORPORATION
 IN CHARGE: COLONIAL(WRC) MADE BY: JTC CHK'D BY: RAS DATE: 10/20/04
 CONTRACT NUMBER: PA-04091-1 DRAWING NUMBER: 126 OF 132

SHOP NOTE

HOLES: 1 1/16" (UN)
BOLTS: NONE
PAINT: SEE DWG. GNI
 FOR GENERAL SHOP NOTES, SEE DWG. GNI.

FC INDICATES FRACTURE CRITICAL

BY: c:n1

PLOTTED: 01/25/05 08:50:40 AM

60

CODE: P